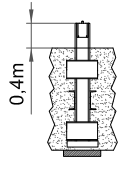
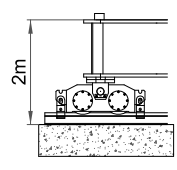
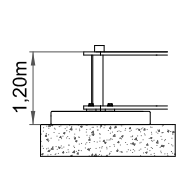
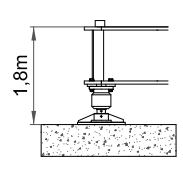
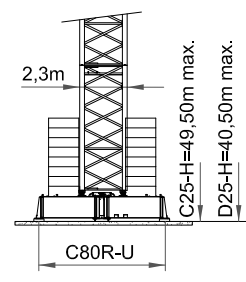
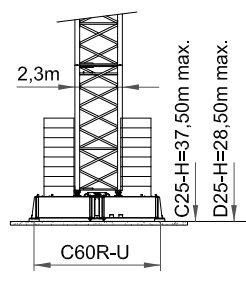


**D**



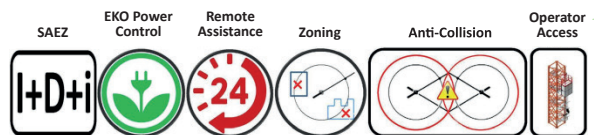
ⓘ Consultarnos - Consultateci - Consult us - Nous consulter - Auf anfrage - советоватьсья

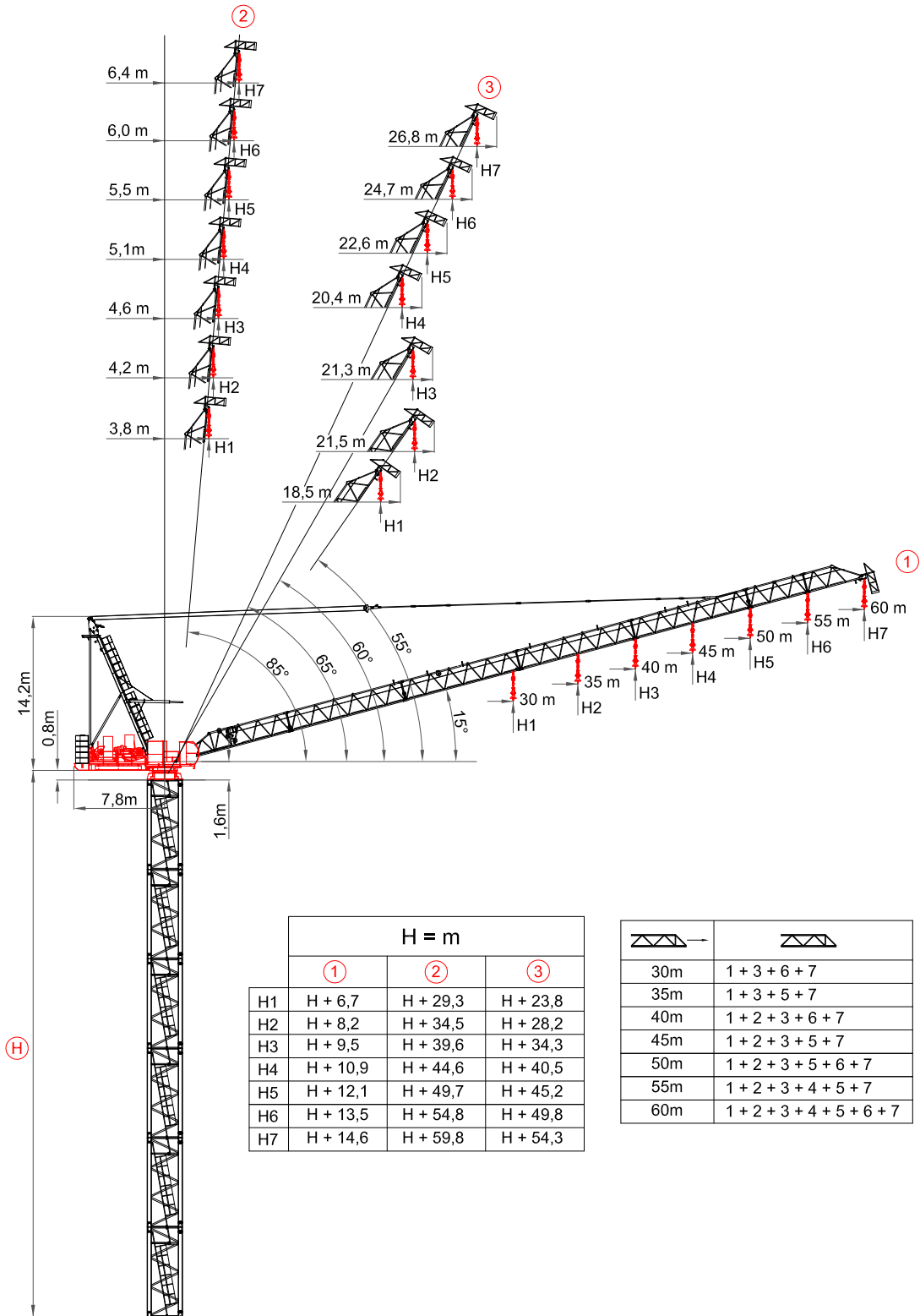


**DIN/FEM CE**  
EN 14439-FEM 1005- C25/D25



SAEZ EKO Power Control Remote Assistance Zoning Anti-Collision Operator Access





















- ① Pluma maxima - Portée maxi - Sbraccio massimo - Maximum jib - Max. Ausleger
- ② Pluma min. en servicio - Portée min. in service - Minimum jib ( in service) - Sbraccio min. in servizio - Mindst. Ausleger in Betrieb
- ③ Pluma min. fuera de servicio - Portée min. hors service - Minimum jib ( out of service) - Sbraccio min. fuori servizio - Mindst. Ausleger ausser Betrieb
- Ⓗ Altura torre - Hauteur mat - Tower height - Altezza torre - Turmhohe

## Curvas de cargas - Load diagrams - Lastkurven - Courbes de charges - Curve di carico - График грузоподъёмности











60 m  


10	15	20	25	30	34,4	35	40	45	50	55	60	m		
9000	9000	9000	9000	9000	9000	8781	7101	5800	4764	3916	3200	Kg		
10	15	20	25	30	33,5	35	40	45	50	55	60	m		
9000	9000	9000	9000	9000	9000	8434	6798	5532	4523	3697	3000	Kg		
10	15	20	25	30	25,9	30	35	40	45	50	55	60	m	
13500	13500	13500	13500	13500	11051	8790	7106	5804	4766	3917	3200	Kg		
10	15	20	25	30	25,1	30	35	40	45	50	55	60	m	
13500	13500	13500	13500	13500	10893	8619	6927	5618	4574	3721	3000	Kg		











55 m  


10	15	20	25	30	35	36,3	40	45	50	55	m		
9000	9000	9000	9000	9000	9000	9000	7844	6489	5407	4500	Kg		
10	15	20	25	30	35	35,6	40	45	50	55	m		
9000	9000	9000	9000	9000	9000	9000	7567	6243	5186	4300	Kg		
10	15	20	25	30	27,4	30	35	40	45	50	55	m	
13500	13500	13500	13500	13500	11957	9602	7848	6491	5408	4500	Kg		
10	15	20	25	30	26,5	30	35	40	45	50	55	m	
13500	13500	13500	13500	13500	11797	9429	7666	6302	5214	4300	Kg		











50 m  


10	15	20	25	30	35	38,3	40	45	50	m		
9000	9000	9000	9000	9000	9000	9000	8483	7071	5900	Kg		
10	15	20	25	30	35	37,1	40	45	50	m		
9000	9000	9000	9000	9000	9000	9000	8230	6847	5700	Kg		
10	15	20	25	30	28,1	30	35	40	45	50	m	
13500	13500	13500	13500	13500	12761	10310	8486	7072	5900	Kg		
10	15	20	25	30	28,1	30	35	40	45	50	m	
13500	13500	13500	13500	13500	12589	10128	8296	6877	5700	Kg		
10	15	20	22,6	25	30	35	40	45	50	m		
18000	18000	18000	18000	16060	12581	10123	8293	6876	5700	Kg		











45 m  


10	15	20	25	30	35	40	40,3	45	m		
9000	9000	9000	9000	9000	9000	9000	9000	7600	Kg		
10	15	20	25	30	35	39,5	40	45	m		
9000	9000	9000	9000	9000	9000	9000	8900	7400	Kg		
10	15	20	25	30	29,9	30	35	40	45	m	
13500	13500	13500	13500	13500	13523	11005	9128	7600	Kg		
10	15	20	25	30	29,3	30	35	40	45	m	
13500	13500	13500	13500	13500	13344	10817	8934	7400	Kg		
10	15	20	23,3	25	30	35	40	45	m		
18000	18000	18000	18000	16912	13338	10813	8932	7400	Kg		











40 m  


10	15	20	25	30	33	35	40	m	
9000	9000	9000	9000	9000	9000	9000	9000	Kg	
10	15	20	25	30	33	35	40	m	
9000	9000	9000	9000	9000	9000	9000	9000	Kg	
10	15	20	25	29,4	30	35	40	m	
13500	13500	13500	13500	13500	13420	10953	9000	Kg	
10	15	20	25	29,9	30	35	40	m	
13500	13500	13500	13500	13500	13505	10991	9000	Kg	
10	15	20	23,9	25	30	35	40	m	
18000	18000	18000	18000	17056	13501	10989	9000	Kg	

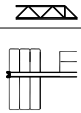
35 m  


10	15	18	20	25	30	35	m	
9000	9000	9000	9000	9000	9000	9000	Kg	
10	15	18	20	25	30	35	m	
9000	9000	9000	9000	9000	9000	9000	Kg	
10	15	20	25	27,9	30	35	m	
13500	13500	13500	13500	13500	12436	10000	Kg	
10	15	20	25	27,5	30	35	m	
13500	13500	13500	13500	13500	12243	9800	Kg	
10	15	20	22	25	30	35	m	
18000	18000	18000	18000	15456	12241	9800	Kg	

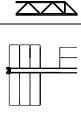
30 m  


10	15	18	20	25	30	m	
9000	9000	9000	9000	9000	9000	Kg	
10	15	18	20	25	30	m	
9000	9000	9000	9000	9000	9000	Kg	
10	15	20	24,4	25	30	m	
13500	13500	13500	13500	13159	10200	Kg	
10	15	20	24,1	25	30	m	
13500	13500	13500	13500	12969	10000	Kg	
10	15	19	20	25	30	m	
18000	18000	18000	17137	12966	10000	Kg	


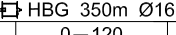




## Bloque de contrapeso - Counterweight blocks - Gegengewichtsblöcke - Bloc de contrepoid - Blocco di contrappeso - Плиты противовеса

	60 m			55 m			50 m			45 m		
	A	B	C	A	B	C	A	B	C	A	B	C
	1	6	-	1	6	-	1	6	-	1	6	-
	33200 Kg			33200 Kg			33200 Kg			33200 Kg		


  









	40 m			35 m			30 m		
	A	B	C	A	B	C	A	B	C
	1	5	1	1	5	-	1	3	1
	30950 Kg			28700 Kg			21950 Kg		






## Mecanismos - Mechanisms - Antriebe - Mécanismes - Meccanismi - Приводы

90 Hp (67Kw)-INV LEBUS 700m							
		HGB 350m Ø16			HGB 230m Ø16		
	m/min	0-36	0-120	0-159	0-24	0-80	0-106
	Kg	9000	2300	1450	13500	3450	2150
	Kw	67	67	67	67	67	67



  

	HGB 175m Ø16		
	0-18	0-60	0-79
	18000	4600	2900
	67	67	67

	Kw	 -  - 
	45	2,7 min. de 15° a 85° 2,7 minutes from 15° to 85°
	*67	*1,7 min. de 15° a 85° 1,7 minutes from 15° to 85°
	r.p.m.	0-0,72
	Kw	2 x 10,8
	m/min	0-24
	Kw	2 x 10,8

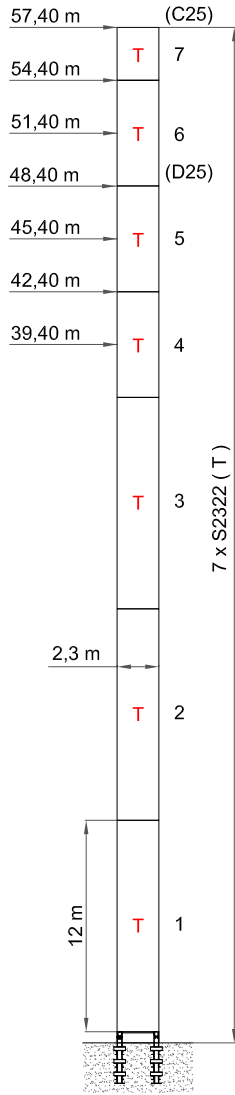
-  Elevación / Hoisting / Heben / Levage / Sollevamento
-  Elevación de pluma / Luffing / Ausleger-Einziehen / Relevage / Brandeggio
-  Orientación / Slewing / Schwenken / Orientation / Rotazione
-  Traslación / Travelling / Schienenfahren / Translation / Traslazione
-  Cable / Rope / Seil / Câble / Fune
- \* Opcional / optional / optionale / optionnel / opzionale

### 90Hp (67Kw) - INV

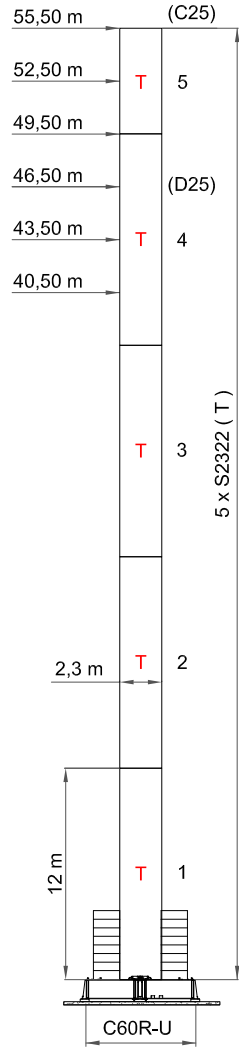
		400 V 50 Hz I <sub>max.</sub> = 315 A Fuse= 355 A	TOTAL POWER 204 KVA	GENERATOR 330 KVA	100m	150m	200m
2000/14/CEE 2005/88/CEE	2006/95 /CEE	* 480 V 60 Hz I <sub>max.</sub> = 262 A Fuse = 300 A			3PX120+GND	3PX120+GND	3PX120+GND

## FEM 1005-C25-D25 / EN 14439 - Mástil - Masts - Maste - Mat - Torre - Комплектация башни

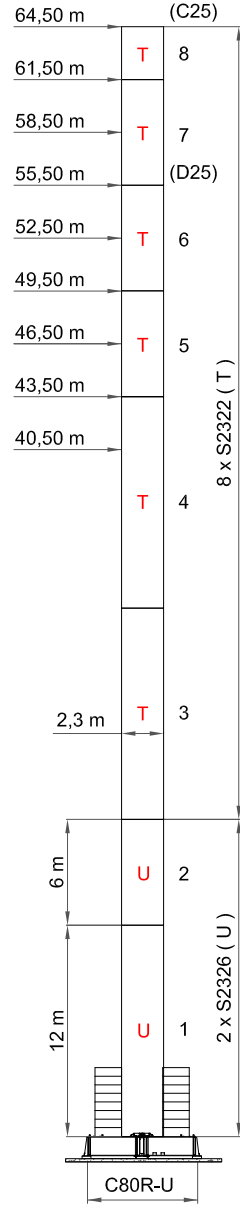
T = S2322 16/16 M45L  
U = S2326 16/16 M52L



**D**



**B**



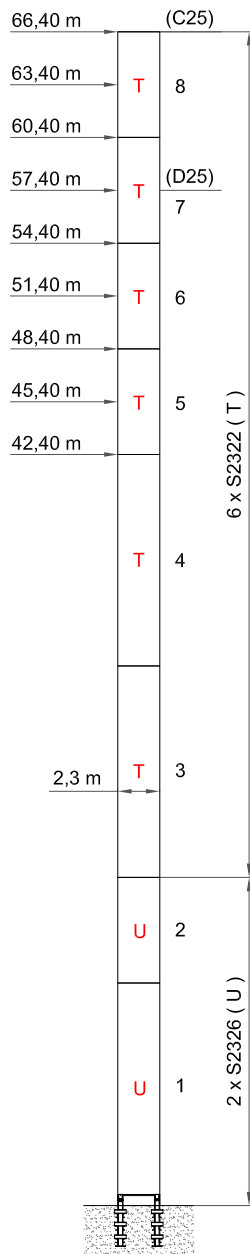
**B**

max. H(m)	max. H(m)	
	FEM 1005 C25	FEM 1005 D25
30	57,40	48,40
35	54,40	45,40
40	51,40	42,40
45	48,40	42,40
50	45,40	39,40
55	42,40	36,40
60	39,40	33,40

max. H(m)	max. H(m)	
	FEM 1005 C25	FEM 1005 D25
30	55,50	46,50
35	52,50	43,50
40	49,50	40,50
45	46,50	37,50
50	43,50	34,50
55	40,50	31,50
60	37,50	28,50

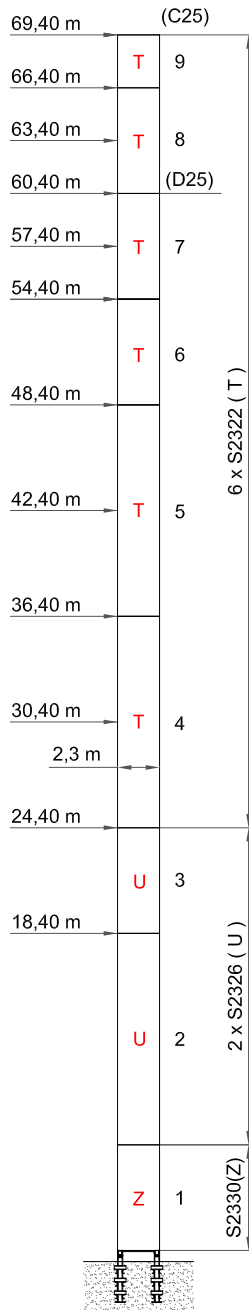
max. H(m)	max. H(m)	
	FEM 1005 C25	FEM 1005 D25
30	64,50	55,50
35	61,50	52,50
40	58,50	49,50
45	58,50	46,50
50	55,50	46,50
55	52,50	43,50
60	49,50	40,50

T = S2322 16/16 M45L  
 U = S2326 16/16 M52L  
 Z = S2330 16/24 M52L  
 ZR = S2330R 24/24 M52L



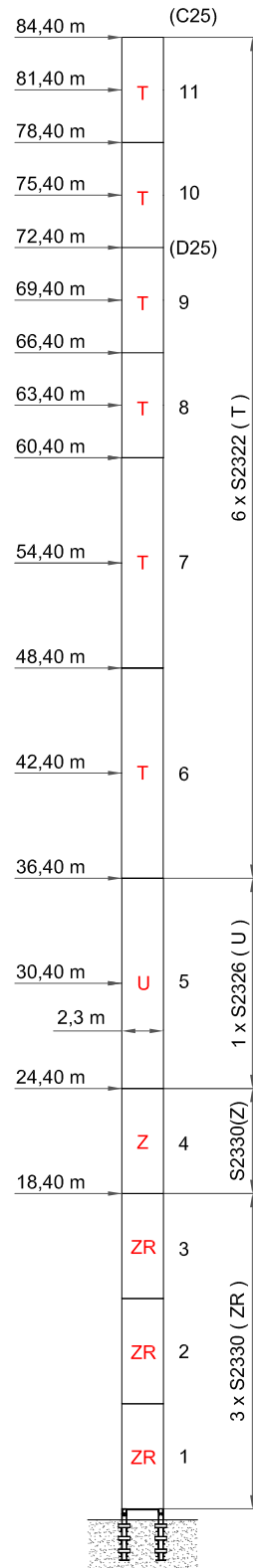
**D**

max. H(m)	max. H(m)	
	FEM 1005 C25	FEM 1005 D25
30	66,40	57,40
35	66,40	54,40
40	63,40	51,40
45	60,40	51,40
50	57,40	48,40
55	54,40	45,40
60	51,40	42,40



**D**

max. H(m)	max. H(m)	
	FEM 1005 C25	FEM 1005 D25
30	69,40	60,40
35	69,40	57,40
40	66,40	54,40
45	66,40	54,40
50	63,40	51,40
55	60,40	48,40
60	57,40	45,40



**D**

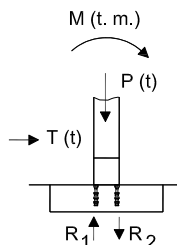
max. H(m)	max. H(m)	
	FEM 1005 C25	FEM 1005 D25
30	84,40	72,40
35	81,40	69,40
40	78,40	66,40
45	75,40	63,40
50	72,40	63,40
55	69,40	60,40
60	66,40	57,40

S2322 "T"	C25	JIB (m)	60	55	50	45	40	35	30
		TH (m)	39,4	42,40	45,40	48,40	51,40	54,40	57,40
		M (T·m)	941,60	919,7	931,9	935,6	960,6	947,5	1004,3
		T (t)	22,7	22,62	23,04	23,34	23,41	23,01	23,27
		P (t)	112,15	113,65	115,55	117,05	116,35	115,35	110,25
		R <sub>1</sub> (t)	296,7	288,8	292,5	293,4	302,2	297,9	318,8
		R <sub>2</sub> (t)	-352,8	-345,6	-350,3	-351,9	-360,4	-355,6	-373,9
		S2322 "T"	D25	JIB (m)	60	55	50	45	40
TH (m)	33,4			36,40	39,40	42,40	42,40	45,40	48,40
M (T·m)	1024,1			1006,6	915,5	1034,9	950,4	938,4	1000,4
T (t)	27,01			26,95	26,28	27,92	26,82	26,36	26,70
P (t)	107,15			108,65	108,5	112,05	108,85	107,85	102,75
R <sub>1</sub> (t)	326,4			320	288,7	328,9	300,5	296,7	319,3
R <sub>2</sub> (t)	-380			-374,3	-342,7	-384,9	-355	-350,6	-370,7

S2326 "U"	C25	JIB (m)	60	55	50	45	40	35	30
		TH (m)	51,4	54,4	57,40	60,4	63,4	66,4	66,4
		M (T·m)	1348,1	1323,7	1342,7	1351,6	1377,6	1357,5	1303,4
		T (t)	27,20	27,06	27,47	27,75	27,79	27,35	26,66
		P (t)	126,1	127,6	129,50	131,0	130,3	129,3	121,7
		R <sub>1</sub> (t)	433,4	424,6	430,7	433,4	442,5	435,9	419,1
		R <sub>2</sub> (t)	-496,5	-488,4	-495,5	-498,9	-507,7	-500,5	-480,0
		S2326 "U"	D25	JIB (m)	60	55	50	45	40
TH (m)	42,4			45,4	48,40	51,4	51,4	54,4	57,4
M (T·m)	1376,5			1356,1	1380	1393,9	1292,9	1274,1	1339,5
T (t)	31,59			31,46	32	32,39	31,24	30,73	31,06
P (t)	118,6			120,1	122	123,5	120,3	119,3	114,2
R <sub>1</sub> (t)	445,1			437,7	445,4	449,9	415,8	409,6	433,4
R <sub>2</sub> (t)	-504,4			-497,7	-506,4	-511,6	-476	-469,3	-490,5

S2330 "Z"	C25	JIB (m)	60	55	50	45	40	35	30
		TH (m)	57,4	60,4	63,4	66,40	66,40	69,40	69,40
		M (T·m)	1579,0	1553,5	1576,4	1588,1	1489,0	1466,9	1409,5
		T (t)	29,37	29,22	29,61	29,89	28,96	28,52	27,81
		P (t)	132,5	134,0	135,9	137,4	134,2	133,2	125,6
		R <sub>1</sub> (t)	511,5	502,3	509,7	513,4	480,0	472,6	454,7
		R <sub>2</sub> (t)	-577,7	-569,3	-577,7	-582,1	-547,1	-539,2	-517,5
		S2330 "Z"	D25	JIB (m)	60	55	50	45	40
TH (m)	45,4			48,4	51,4	54,40	54,40	57,40	60,40
M (T·m)	1504,8			1483,3	1508,7	1523,7	1417,5	1396,3	1462,6
T (t)	33,14			32,99	33,53	33,91	32,75	32,22	32,54
P (t)	122,5			124,0	125,9	127,4	124,2	123,2	118,1
R <sub>1</sub> (t)	488,4			480,6	488,9	493,7	457,8	450,8	474,9
R <sub>2</sub> (t)	-549,6			-542,6	-551,8	-557,4	-519,9	-512,4	-534

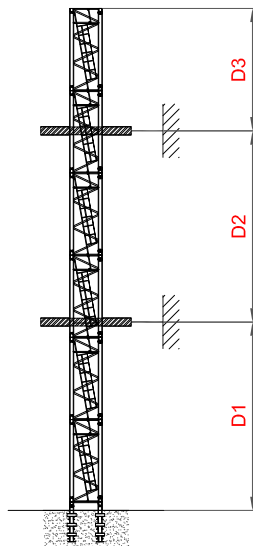
S2330R "ZR"	C25	JIB (m)	60	55	50	45	40	35	30
		TH (m)	66,4	69,4	72,4	75,4	78,4	81,4	84,4
		M (T·m)	1963,10	1935,6	1964,1	1980,0	2007,4	1977,7	2042,3
		T (t)	32,8	32,62	33,02	33,29	33,30	32,83	33,06
		P (t)	142,60	144,1	146,0	147,5	146,8	145,8	140,7
		R <sub>1</sub> (t)	641,4	631,6	640,9	646,0	655,6	645,7	669,2
		R <sub>2</sub> (t)	-712,7	-703,6	-713,9	-719,8	-729,0	-718,6	-739,6
		S2330R "ZR"	D25	JIB (m)	60	55	50	45	40
TH (m)	57,4			60,4	63,4	63,4	66,4	69,4	72,4
M (T·m)	2085,3			2060,5	2095	1958,9	1986,1	1955,4	2026,1
T (t)	38,85			38,65	39,17	38,27	38,32	37,74	38,05
P (t)	135,1			136,6	138,5	137,5	136,8	135,8	130,7
R <sub>1</sub> (t)	685,5			676,5	688	641,2	650,8	640,5	666,1
R <sub>2</sub> (t)	-753			-744,8	-757,2	-710	-719,2	-708,4	-731,5





## Proceso de trepado - Climbing - Kletterkrane - Telescopable - Sopralzo idraulico - Процесс наращивания крана

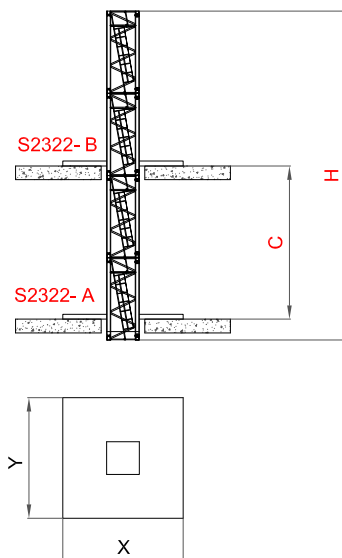
TREPADO EXTERNO / EXTERNAL CLIMBING / GEANKERTER KRAN /  
GRUE ANDRÉE / GRU ANCORATA / ВОСХОЖДЕНИЕ ЭКСТЕРНО



"T"  
S 23 22

	D1 min/max	D2 min/max	D3 max
30m	36m/48m	24m/36m	48
35m	36m/42m	24m/33m	45
40m	36m/42m	24m/33m	45
45m	30m/36m	24m/27m	39
50m	30m/36m	24m/27m	39
55m	30m/36m	18m/24m	36
60m	24m/30m	18m	30

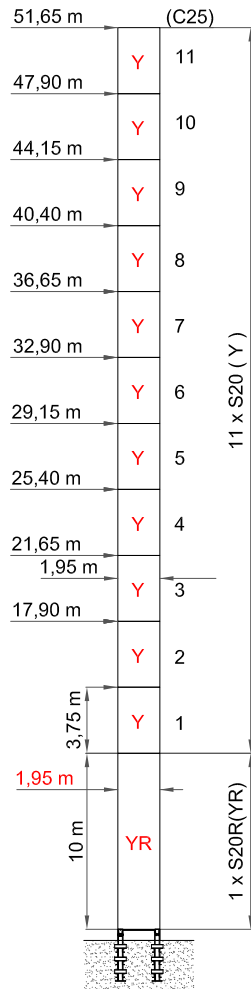
TREPADO INTERNO / BOTTOM CLIMBING CRANE / KLETTERRANE IM GEBÄUDE / TÉLESCOPAGE SUR DALLES /  
GRU CLIMBING / ВНУТРЕННИЙ ПРОЦЕСС ТЕЛЕСКОПИРОВАНИЯ



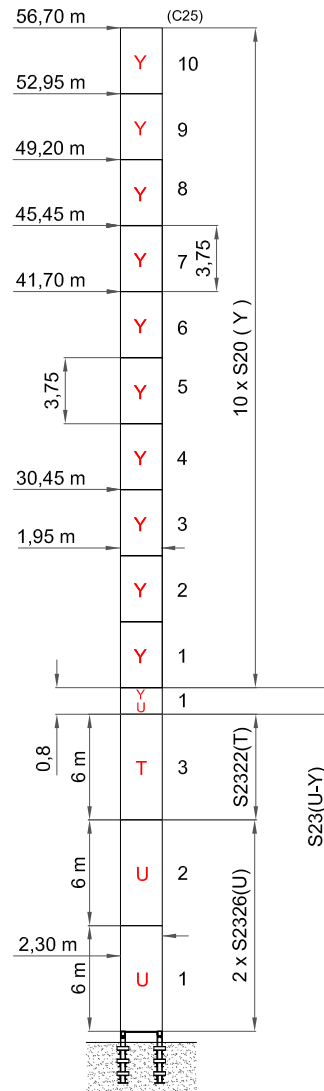
	C (m)	H (m)
30m 35m	10	42
	13	48
	14	54
	16	54
40m 45m 50m	10	36
	13	42
	14	48
	16	48
55m 60m	10	30
	13	36
	14	42
	16	42

X (m)	3
Y (m)	2,5

Y = S20 4/4 D73  
 YR = S20R 4/4 D73  
 U-Y = S23 16/16 M52L / 4/4 D73  
 U = S2326 16/16 M52L  
 T = S2322 16/16 M45L



**D**



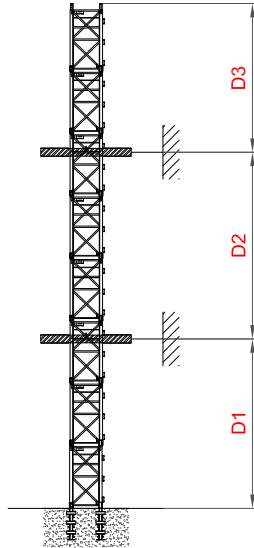
**D**

max. H(m)	max. H(m)	
	FEM 1005 C25	FEM 1001
30	51,45	51,45
35	47,70	47,70
40	43,95	43,95
45	43,95	43,95
50	40,20	43,95
55	40,20	40,20
60	36,45	36,45

max. H(m)	max. H(m)	
	FEM 1005 C25	FEM 1001
30	56,70	56,70
35	52,95	52,95
40	49,20	49,20
45	49,20	49,20
50	49,20	49,20
55	49,20	49,20
60	45,45	49,20

ⓘ Consultarnos - Consultateci - Consult us - Nous consulter - Auf anfrage - Другие высоты подъема и наращивание крана по запросу

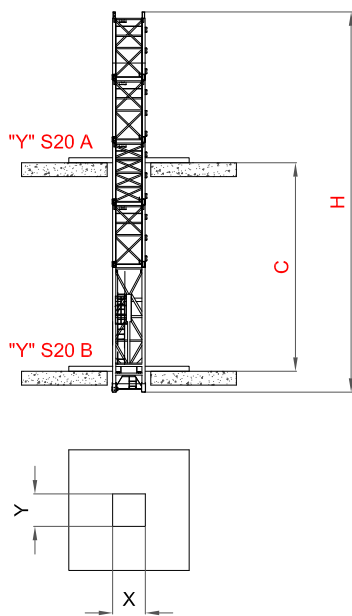
TREPADO EXTERNO / EXTERNAL CLIMBING / GEANKERTER KRAN /  
GRUE ANDRÉE / GRU ANCORATA / ВОСХОЖДЕНИЕ ЭКСТЕРНО



"Y"  
S 20

	D1 min/max	D2 min/max	D3 max
30m	24m/28m	24m/28m	29
35m	24m/28m	24m/28m	29
40m	20m/24m	20m/24m	29
45m	20m/24m	20m/24m	27
50m	16m/20m	16m/20m	27
55m	16m/16m	16m/16m	25
60m	16m/16m	16m/16m	25

TREPADO INTERNO / BOTTOM CLIMBING CRANE / KLETTERKRANE IM GEBÄUDE / TÉLESCOPAGE SUR DALLES /  
GRU CLIMBING / ВНУТРЕННИЙ ПРОЦЕСС ТЕЛЕСКОПИРОВАНИЯ

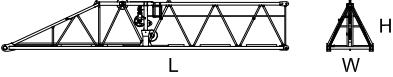
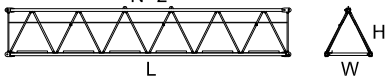
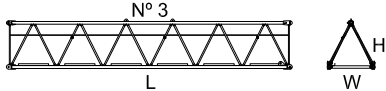
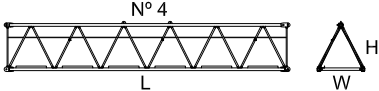
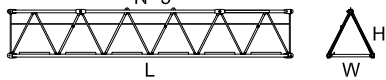
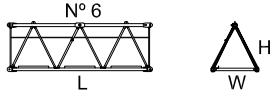
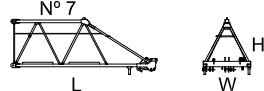
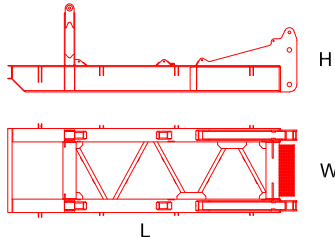


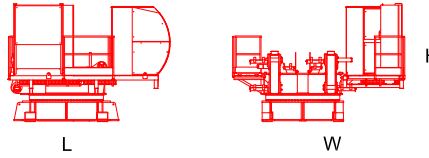
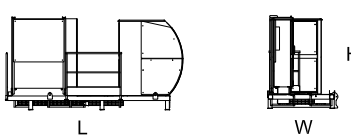
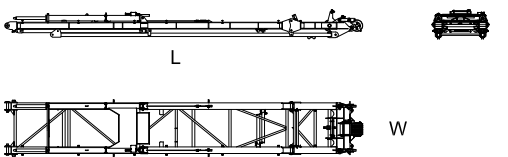
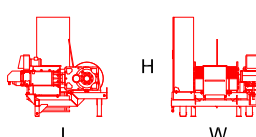
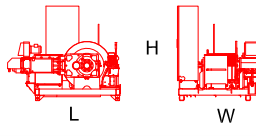

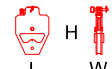
"Y"  
S 20

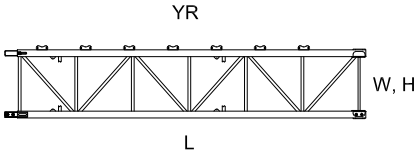
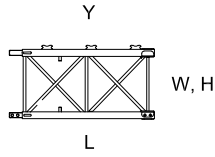
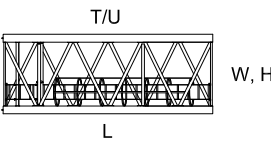
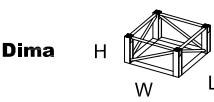
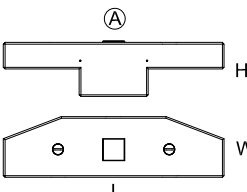
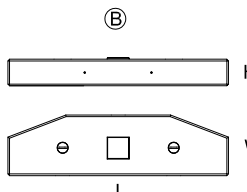
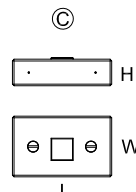
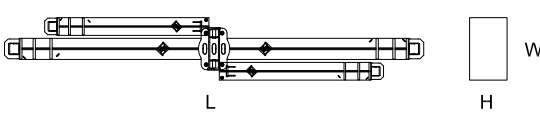
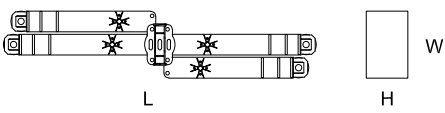
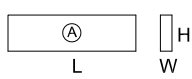
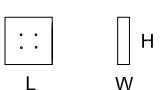
	C (m)	H (m)
30m	10	37,50
	12	37,50
	14	37,50
35m	10	37,50
	12	37,50
	14	37,50
40m	10	33,75
	12	33,75
	14	33,75
45m	10	33,75
	12	33,75
	14	33,75
50m	10	33,75
	12	33,75
	14	33,75
55m	10	30
	12	30
	14	30
60m	10	26,25
	12	26,25
	14	26,25


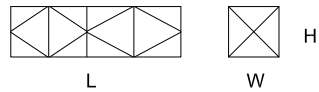
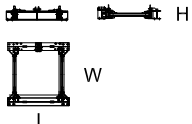
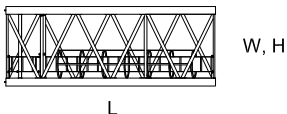
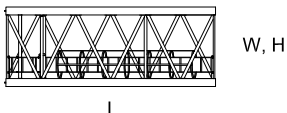
X (m)	2,24
Y (m)	2,24

Dimensiones y transporte - dimensions and transport - Abmessungen und Transport - dimensions et des transports - dimensioni e trasporti - Размеры и транспорта

	L(m)	W(m)	H(m)	Peso(Kg)
<p><b>Pluma tramo primero</b> / Jib heel section / Ausleger-Anlenkstück / Pied de fleche / Settore articolato di braccio / Корневая секция стрелы</p> 	10,4	1,77	1,76	2506
<p><b>Elemento intermedio de pluma</b> / Intermediate jib section / Ausleger-Zwischenstück / Élément interm. de fleche / Spezzone di braccio / Промежуточная секция стрелы</p> <p>N° 2</p> 	10,37	1,72	1,76	1529
<p><b>Elemento intermedio de pluma</b> / Intermediate jib section / Ausleger-Zwischenstück / Élément interm. de fleche / Spezzone di braccio / Промежуточная секция стрелы</p> <p>N° 3</p> 	10,37	1,72	1,76	1389
<p><b>Elemento intermedio de pluma</b> / Intermediate jib section / Ausleger-Zwischenstück / Élément interm. de fleche / Spezzone di braccio / Промежуточная секция стрелы</p> <p>N° 4</p> 	10,37	1,72	1,76	1174
<p><b>Elemento intermedio de pluma</b> / Intermediate jib section / Ausleger-Zwischenstück / Élément interm. de fleche / Spezzone di braccio / Промежуточная секция стрелы</p> <p>N° 5</p> 	10,37	1,72	1,76	1366
<p><b>Elemento intermedio de pluma</b> / Intermediate jib section / Ausleger-Zwischenstück / Élément interm. de fleche / Spezzone di braccio / Промежуточная секция стрелы</p> <p>N° 6</p> 	5,27	1,72	1,76	735
<p><b>Elemento final de pluma</b> / Intermediate jib section / Ausleger-Zwischenstück / Élément interm. de fleche / Spezzone di braccio / Промежуточная секция стрелы</p> <p>N° 7</p> 	5,31	1,72	1,76	1020
<p><b>Contrapluma</b> / Counter-jib / Gegenausleger / Contre-fleche / Controbraccio / Консоль противовеса</p> 	6,55	2,10	2,00	6135

	L(m)	W(m)	H(m)	Peso(Kg)
<b>Unidad de rotacion</b> / Complete slewing unit / Drehbühne / Orientation / Rotazione / Оголовок башни 	4,60	4,84	3,34	13500
<b>Cabina y soporte</b> / Cabin and platform / Kabine und wartungs / Cabine et support / Cabina e supporto / Кабина с основой 	4,59	1,82	2,32	1835
<b>Caballete de pluma</b> / Jib gantry / Auslegerabspannbock / Chevalet de haubange de flèche / Tirante braccio / портал стрелы 	12,9	1,92	1,07	6820
<b>Equipo de elevacion</b> / Hoist winch / Heben / Levage / Sollevamento / подъёмник 	2,4	2,2	2,4	3250
<b>Equipo de Pluma abatible</b> / Luffing winch / Einziehwerk / Relevage / Brandeggio / Стрелоподъемный механизм 	2,72	2,04	2,28	3500
<b>Gancho Inferior</b> / Lower Hook / Den unteren Haken / Crochet inférieure/ Gancio inferiore / Нижний крюк 	1,23	0,48	1,19	425
<b>Gancho Superior</b> / Upper Hook / Oberen Haken / Crochet supérieur / Gancio superiore / Верхний крюк 	0,60	0,17	0,86	238

	L(m)	W(m)	H(m)	Peso(Kg)
<b>Elemento de torre S23</b> / Tower section S23 / Turmstück S23 / Elément de mât S23 / Elemento di torre S23 / Башенные секции S23				
	3,75	1,95	1,95	3020
	10	1,95	1,95	7065
	3	2,27	2,29	3250
	6	2,27	2,29	4780
	12	2,27	2,29	9000
	3	2,31	2,34	4134
	6	2,31	2,34	6200
	12	2,31	2,34	11180
	0,8	2,31	2,34	1100
	6	2,31	2,34	7825
	6	2,31	2,34	7925
<b>Elemento de empotre</b> / Foundation anchor / Fundamentanker / Pieds de scellement / El anegare / Анкерные крепления				
	0,5	0,5	2	370
	0,5	0,5	2	500
	0,5	0,5	2	1400
	0,5	0,5	2,4	2100
	0,5	0,5	2	2972
	0,5	0,5	2	3600
	2,31	2,34	0,8	1650
<b>Bloque de contrapeso</b> / Counterweight blocks / Gegengewichtsblöcke / Bloc de contrepoids / Blocco di contrappeso / Плита противовеса				
	4	1,1	1,01	6200
	4	1,1	0,51	4500
	1,8	1,1	0,51	2250
<b>Base C80R-U</b> / base C80R-U / Hauptträger für fundamentkreuz C80R-U / Base C80R-U / Base C80R-U				
	11,8	2,38	1,40	17200
<b>Base C60R-U</b> / base C60R-U / Hauptträger für fundamentkreuz C60R-U / Base C60R-U / Base C60R-U				
	9,01	1,94	1,35	13500
<b>Bloque lastre de base</b> / Base ballast block / Grundballastblöcke / Bloc de lest de base / Blocco di zavorra alla base				
	4,5	0,51	0,9	5000
	5,8	0,4	1,5	8000
<b>Bloque apoyo de base</b> / Base support block / Grundballastblöcke / Bloc de appui de base / Blocco di appoggio alla base				
	2	0,5	2	5000


	L(m)	W(m)	H(m)	Peso(Kg)
<p><b>Marco trepado externo</b> / Tie-frame / Cadre d'encrage externe / Sopralzo con ancoraggio esterno / внешняя рамка пристежки</p> 	3,52	3,49	0,42	3900
<p><b>Jaula de telescopaje tipo S23</b> / Climbing cage type S23 / Hydraulikbühne S23 / Cage de telescopage type S23 / Gabbia di montaggio S23 / Монтажная обойма S23</p> <p><b>Completa</b> / Full / Vollständige / Complete / completa / полный</p> 	11,6	3,2	3,3	13500
<p><b>Estructura</b> / Steel frame / Struktur / Construction / Struttura / структура</p>				9550
<p><b>Hidraulico y accesorios</b> / Hydraulic and accessories / Hydraulik-und Zubehör / hydraulique et accessoires / idrauliche ed accessori / Гидравлические и аксессуары</p>				3950
<p><b>Marco trepado interno S23</b> / Floor climbing frame S23 / Cadre d'encrage interne S23 / Sopralzo interno S23 / внутренняя рамка пристежки S23</p> 	3,2	2,8	0,6	4720
<p><b>Hidraulico y accesorios</b> / Hydraulic and accessories / Hydraulik-und Zubehör / hydraulique et accessoires / idrauliche ed accessori / Гидравлические и аксессуары</p>				3081
<p><b>Tramo trep. A S23</b> / Tower section A S23 / Turmstück A S23 / Élément de mât A S23 / Elemento di torre a S23 / Башенные секции A S23</p> 	A 6	2,27	2,29	4854
<p><b>Tramo trep. B S23</b> / Tower section B S23 / Turmstück B S23 / Élément de mât B S23 / Elemento di torre B S23 / Башенные секции B S23</p> 	B 6	2,27	2,29	4850



40" HC x 9 - HBG 36 m



x 8 - HBG 36 m



**NOTAS / NOTES**

A series of horizontal lines for writing notes.